

**A teacher's quick guide to**



**Kandoolu**

**Your Learning Navigator**



**Kandoolu.com**

## What is Kandoolu?

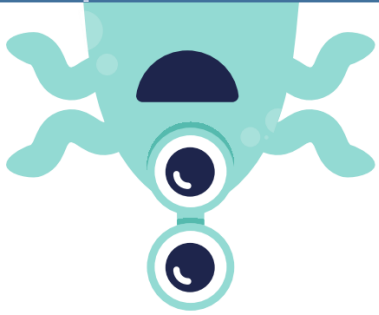
A while ago, we would have never imagined a teacher's life without late night grading or a student's life without excessive testing.

Kandoolu is the tool that helps teachers take back their time and makes learning more enjoyable for students.

It is a friendly app that allows teachers to get real-time feedback on how their students are grasping new material and dynamically suggests resources that have been vetted by educators and aligned to specific standards and skill levels.

Through the use of quizzes, recommended resources, badging, and real-time monitoring, we hope to bring about a more focused classroom with engaged students and empowered teachers.





This guide will help you get the most out of Kandoolu and will walk you through:

- Setup & Students
- Building Quizzes
- Giving Quizzes
- Results & Resources





## Here's how simple it is to get started with Kandoolu!

### Setup

- Head to **Kandoolu.com** and click **Get Started! Create a Teacher account**, then verify your email. That's it! You can now log in any time you need to.
- **Familiarize yourself with Kandoolu:** See the left side menu for easy access to your Quizzes, Results, Resources, Students and Trophies. Check out the bell icon in the top right for quick notifications.

### Students

Now that you're registered, you can easily connect with your Students!



- Go to **Students** (on the left) and get your **Linking Code** then give it to your students. They just have to go to their **Teachers** section and enter your code to connect. They can also join your roster by taking one of your quizzes with an access code.
- In the same section, click **View All of My Students** then click the name of a student to see their profile. Here you have access to their username/password, groups, quizzes, resources and trophies.
- Click **Create a New Student Group** in the same section, to group your students according to specific criteria you set.


## Build Quizzes

Quickly build a Quiz with Kandoolu, it literally takes no more than a couple of minutes (if you want a complex one, that is!)

Here's how it is done:



- ➔ Go to **Quizzes** in the left side menu and click **Create a new quiz**.
- ➔ Choose your grade, subject and what the quiz will be covering. Then choose a focus area and the skill you're working on and name your Quiz.
- ➔ Choose your Quiz questions then decide whether you would like your students to receive resources automatically, after completing the Quiz. That's it! You are now ready to give your Quiz.





## Give Quizzes

Give your Quiz with a couple of clicks from the Quizzes section, where you can create a new Quiz or choose an existing one. You can give two types of quizzes:

-  **Teacher Led** - Great for classwork - You control the Quiz by manually advancing questions and locking answers.
-  **Self Guided** - Great for homework - Students work at their own pace, they can browse questions back and forth and can change their answers.

**In the Quiz Room**, you can see the students' real time answers, their overall progress, as well as a class snapshot, showing you a general score and a per question score.

## Review Results

You can review results immediately after a Quiz; or later, from the **Results** section. These are available for each quiz, at a general level, and broken down per student and per question.



## Resources



Kandoolu gives you access to an extensive resource bank that helps your students make the most out of your instruction, and saves you a lot of time and headaches.

Search the **Resource bank** from under Resources > Search. Use grade, subject, student, keyword or standards criteria to find exactly what you're looking for.



Kandoolu is built by a team of teachers just like you, who can help create a rewarding experience for you and your students.

Have questions or feedback? Visit our help center: [help.kandoolu.com](https://help.kandoolu.com)

**Kandoolu.com**